

Innotech Training Centre client end user access to courses.

Partner client end user training is available for approved users to help provide simplified customer training. These courses are intended for beginner and intermediate participation and are not full graded courses.

To access the courses, simply go to <https://innotechtraining.com/> and on the home page **without logging in**, click on the access this course button located under the course description.

Partner client end user courses

For help accessing the client courses below, [view this document](#). We highly recommend using [Chrome web browser](#) for the best viewing experience.

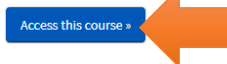
Innotech 201



The 201 course provides the student with the basic principles of controllers and their operation. This course also covers the software application Magellan, a graphical overlay of the controls system.

After this course you will be able to,

- Understand the basic principles of a BEMS controller
- Have an understanding of basic control processes
- Have an understanding of a Magellan project and its operation

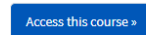


Innotech 202



The Innotech 202 course is an intermediate course that covers the Omni web-server and Focus programming workflow.

It is assumed that the participant has a sound knowledge of HVAC systems and a basic understanding of a BEMS system. It is recommended to view the 201 basics course if required, prior to commencing this course.



This will present the password page to access the course.

The screenshot shows the '201 Beginner Course' page. At the top, there is a blue header with a graduation cap icon and the text '201 Beginner Course'. Below this is a breadcrumb trail: 'Home > Courses > Public_Courses > End User Training Courses > Innotech 201 > Enrolment options'. The main heading is 'Enrolment options'. Underneath, there is a sub-heading '201 Beginner Course' with a refresh icon. Below that is the '201' course banner. A dropdown menu is open, showing 'Guest access'. Under 'Guest access', there is a 'Password' label followed by an empty text input field. At the bottom of the form is a green 'Submit' button.

Enter the password and click the Submit button.

The course page is then presented.

If you close the browser or navigate to another course, you will need to enter the password again to access the course.

If you don't click on another course, the browser may remember your guest login.

You can also log in as a guest via the button at the login screen,

Log in

Username

Password


Remember username

[Log in](#)

[Forgotten your username or password?](#)

Cookies must be enabled in your browser [?](#)

Some courses may allow guest access

[Log in as a guest](#) 

However, this is not really required.

If the guest tries to login to a course that does not have guest access, they will see the error screen.

Enrolment options

 Innotech 1102



Teacher: Innotech Trainer

Innotech 1102 has been designed to provide the student with the required knowledge and skills to IT networking, Magellan and FM.

Guests cannot access this course. Please log in.

[Continue](#)